



DENIC
Information Services

Table of Contents

General	3
Contact Details	3
24-7-Service	3
Overview	6
Information Service	6
Monthly Accounting Data	6
Daily Lists	6
Explanation of Terms and their Use	7
Date and Time	7
UNIX Time	7
INFO Queries via RRI	8
Access to the accounting lists	9
General	9
How to Log in to the Member Website	9
Access Accounting	10
Description of the accounting lists	12
Daily Lists	12
Structure of the header	12
Structure of the list lines	12
Domain accounting	13
Structure of the header	13
DE_actual_domains_yymm.gz	14
DE_acct_yymm.gz	15

General

Contact Details

Address

DENIC eG
Business Services
Theodor-Stern-Kai 1
60596 Frankfurt am Main
Germany

Phone, Fax und E-Mail

[Kontaktinformation](#)

[Contact information](#)

Fax: +49 69 27235-234

Service hours

Monday to Thursday 8:00 bis 18:00 CE(S)T,
Friday 8:00 bis 16:00 CE(S)T

24-7-Service

DENIC's 24/7 service is made available free of charge to all members of the Cooperative.

Availability

How to contact us

Phone: +49 69 27235 299

E-Mail: [sos\[at\]denic\[dot\]de](mailto:sos@denic.de)

(Note: The subject must start with "SOS:")

Reporting errors and malfunctions

This service shall be used exclusively for notifying DENIC of any errors and malfunctions of the following central services of DENIC:

- Primary and secondary name servers for the ccTLD ".de",
- Mail servers,
- Web servers and
- whois servers, domain and contact registration system.

Known disturbances are published on the [mailing](#) list and at status.denic.de.

Cyber Attacks

In addition to notifications about malfunctions of central services of DENIC, you can also use this number if you are no longer able to change passwords to DENIC systems on your own due to a cyber attack.

To verify such reports, we use contact options known to us, such as the 24h emergency number you have stored!

Availability outside of normal service hours

Outside of normal service hours, DENIC's 24/7 service is available as follows:

- Monday to Thursday 18:00 – 8:00
- Friday 16:00 to Monday 8:00, and
- on official public holidays in the German federal state of Hesse as well as on 24 and 31 December.

When using DENIC's 24/7 service, please observe the applicable rules and regulations

1. The Member as well as the Member's staff shall have the right to report errors and malfunctions to DENIC staff outside of DENIC's normal service hours within the scope of DENIC's 24/7 service. Any errors or malfunctions will be diagnosed and fixed as quickly as possible upon receipt of the report.
2. The Member and their staff is aware that DENIC's 24/7 service is made available exclusively for the purpose of notifying DENIC of any errors and malfunctions of any of its following central services, notably the primary and secondary name servers for the .de ccTLD, mail servers, web servers, whois servers, domain and contact registration system.
3. The Member is aware that any other problems not specifically listed in point 2 or which concern DENIC's general operation do not fall within the scope of the 24/7 service and must continue to be reported to DENIC only via its usual telephone numbers and within its normal business hours, which is when they will also be dealt with. This applies, in particular, to questions concerning the status of requests, individual problems with requests, and so on.
4. Any DENIC employee assigned to the 24/7 service is required to keep a complete log of all incoming calls and to record the name of each caller and the member-ID. They are not required to act upon calls unless this information is disclosed.
5. More particularly, the Member enters into an express commitment not to pass DENIC's 24/7 service number on to any customer or any third party (such as a POP or a reseller).
6. The Member expressly agrees that any reports to DENIC's 24/7 service which are not specifically included in point 2 and which reach DENIC outside of its normal office hours will be separately charged to the Member.

Overview

Information Service

DENIC information service provide read-only access to the accounting data (daily and for the last six months).

Monthly Accounting Data

You can view the monthly accounting data prepared by DENIC in your personal accounting section. The accounting data are accessed via an https-secured connection. On the first working day (Monday to Friday with the exception of 24.12., 31.12. and public holidays in Hesse, Germany) of each month, you will find the monthly accounting data of the preceding month in this section.

Daily Lists

On the DENIC member website, DENIC makes available daily lists of all .de domains. These lists can be found in each member's personal accounting section.

Explanation of Terms and their Use

Date and Time

The date and time are displayed in accordance with ISO standard 8601. The information is provided in UTC.

In the lists, the date and time are displayed as follows:

- The date is displayed in the format YYYY-MM-DD.
 - Example: 2010-04-07.
- This is followed by T (for time) as a separator between the date and time.
 - Example: 2010-04-07T.
- This is followed by the time in the format hh:mm:ss.
 - Example: 2010-04-07T13:16:00.
- This is followed by the recommended indication of the difference to Coordinated Universal Time (UTC) in the format +hh:mm.
 - Example: 2010-04-07T13:16:00+01:00.

UNIX Time

UNIX time is the number of seconds elapsed since midnight (00:00) of 1 January 1970.

INFO Queries via RRI

Information on this can be found in the [Domain CHECK Request](#), the [Domain INFO Request](#), and the [RegAcc INFO Request](#).

Access to the accounting lists

General

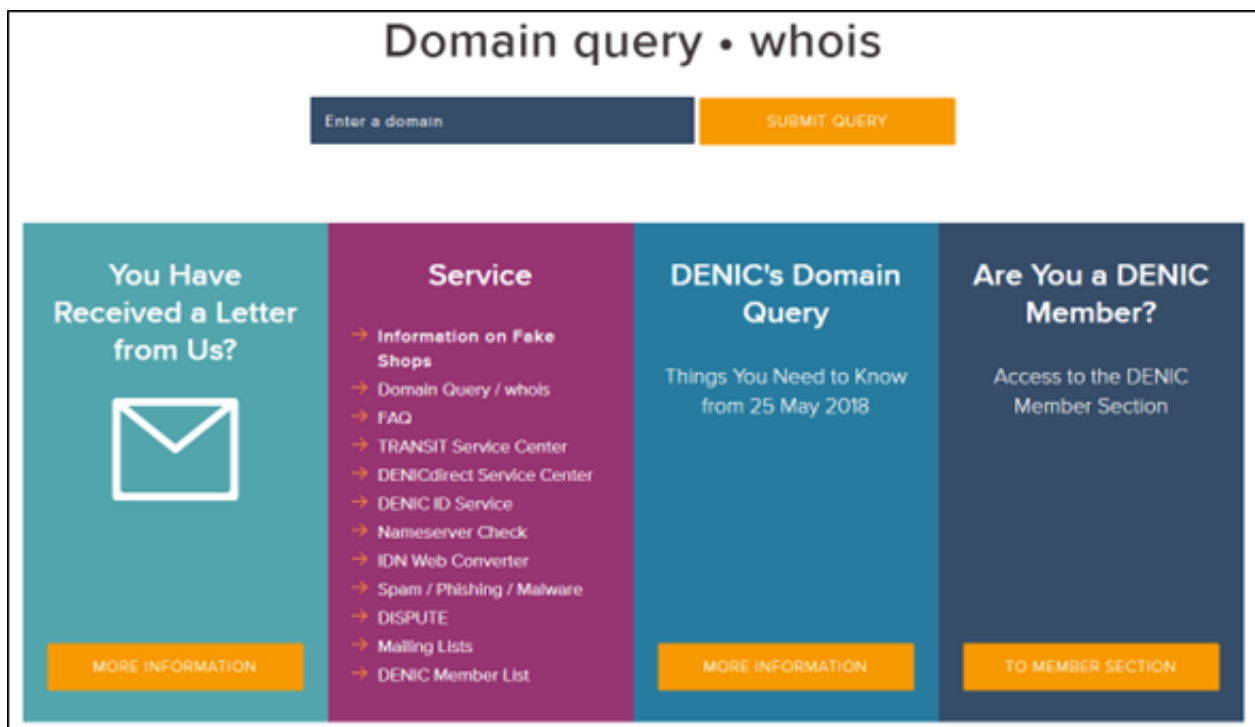
Information On the member website you can get a variety of information. In your personal accounting section, for example, you can access your accounting data of the preceding month as well as daily domain lists. Additionally, you can view general statistics and specific information for DENIC members.

How to Log in to the Member Website

Call the DENIC website at <https://www.denic.de> and scroll down a bit. Go to the box **"Are You a DENIC Member?"** and click on **"To DENIC Member Section"**.


Alternatively, you can access the member login page via <https://member.secure.denic.de/en/member-login>.

Figure 1: Link to member login on the DENIC homepage



To get access you must authenticate with your username and password.

Figure 2: Login page



Member Login

Log in as usual with your member account.

LOGIN

Access Accounting

Access Accounting via the Service menu

Service > Financial Issues > Accounting Data

Access Accounting via myDENIC

myDENIC > Your Accounting Data

Access Accounting in the profile menu



> Your Accounting Data

Figure 3: Page to lists with your accounting data

Today's data



denic-1000021

Filename / Download	Description
 DOMAINS.txt.gz	

Historical accounting data

04/2025

denic-1000021

Filename / Download	Description
 DE_actual_domains_2504.gz	
 DE_acct_2504.gz	

03/2025

denic-1000021

Filename / Download	Description
---------------------	-------------

Description of the accounting lists

Daily Lists

- **DOMAINS.txt.gz:** The list contains all .de domains.

Structure of the header

Figure 1: Structure of the header of the daily lists

```
#####
# List: <Name of list>
# RegAcclId: <RegAcclId>
# Date: <Timestamp ISO Standard 8601>
# UNIX Time: <Timestamp in Unix-Time>
# Note: explanatory text
#####
```

Keyword	Description
List	The "list" field states the name of the respective list. The following paragraphs describe the lists that are available.
RegAcclId	The "RegAcclId" field states the ID of the RegAcc for which the respective list was generated.
Date	The daily accounting lists show the status at a specific point in time. This point in time is output in the "Date" field in the ISO-Standard 8601, e.g. 2025-04-01T00:00:00+02:00.
UNIX Time	The daily accounting lists show the status at a specific point in time. This point in time is output in the "UNIX Time" field as Unix timestamp.
Note	Explanation of the semantics for the time stamp (applies only for the list of .de domains)

Structure of the list lines

.de domains

Figure 2: Schematic example of the structure for .de list lines

```
<Domain>      <Status> <Timestamp ISO Standard 8601>
<Domain>      <Status> <Timestamp ISO Standard 8601>
...
<Domain>      <Status> <Timestamp ISO Standard 8601>
```

Status	Timestamp
connect	The date when the domain was transferred for administration to your RegAcc.
failed	The time data indicates the date on which the domain will be deleted.
redemptionPeriod	The time data indicates the date on which the domain was deleted.

Timestamp: According to ISO standard 8601, e.g. 2025-04-01T00:00:00+02:00

Domain accounting

The monthly domain accounting consists of 4 lists. The file names contain the year (yy) and the month (mm) in 2 digits. The files are:

- DE_actual_domains_ymmm.gz
- DE_acct_ymmm.gz

Structure of the header

Figure 3: Structure of the list header for a domain invoice

```
#####
# List: <Name of list>
# RegAcclId: <RegAcclId>
# PeriodStart: <Timestamp ISO Standard 8601>
# PeriodEnd: <Timestamp ISO Standard 8601>
# Date: <Timestamp ISO Standard 8601>
# UNIX Time: <Timestamp of list generation in Unix time>
#####
```

Keyword	Description
List	The "list" field states the name of the respective list. The following paragraphs describe the lists that are available.
RegAcclId	The "RegAcclId" field states the ID of the RegAcc for which the respective list was generated.
PeriodStart	The fields "PeriodStart" and "PeriodEnd" restrict the accounting period considered in the list to a certain time. The "PeriodStart" field states the timestamp of the point in time when the accounting period starts.
PeriodEnd	The "PeriodEnd" field states the timestamp of the point in time when the accounting period ends.
Date	The "Date" field states the point in time in the ISO-Standard 8601 when the respective list was generated, e. g. 2025-04-01T00:00:00+02:00.
UNIX Time	The "UNIX Time" field state the point in time when the respective list was generated in UNIX time format.

DE_actual_domains_yymm.gz

The list contains all .de domains with the status "connect" (connected) or "failed" (not connected) that are assigned to your RegAcc at the end of the accounting period ("PeriodEnd").

Figure 4: Schematic representation of a list line

<Domain> <connect | failed>

DE_acct_yymm.gz

The list contains the successful domain request activities of a RegAcc within the accounting period.

Figure 5: Schematic representation of a list line

<Domain> <Action> <Timestamp ISO Standard 8601> <Initiator>

Action	Description
AUTHINFO1-ACTION	transfer of a domain (CHPROV) using AuthInfo1
AUTHINFO1-CREATE	Creation and storing of an AuthInfo1
AUTHINFO1-DELETE	Deletion of an AuthInfo1
AUTHINFO1-EXPIRE	Expire date of an AuthInfo1
AUTHINFO2-ACTION	transfer of a domain (CHPROV) using AuthInfo2
AUTHINFO2-CREATE	Creation and storing of an AuthInfo2
AUTHINFO2-DELETE	Deletion of an AuthInfo2
AUTHINFO2-EXPIRE	Expire date of an AuthInfo1
CHHOLDER	Change Holder
CHPROV	Start of a provider transfer
CONNECT-NSENTRY	Connecting with Nsentry records
CONNECT-NSERVER	Connecting with Nserver records
CREATE	Registration of a domain
DELETE	Deletion of a domain

Action	Description
EXPIRE	Deletion of a domain that was registered but not connected
RESTORE	Restore of domain after deletion
TRANSIT	Domain placed in TRANSIT
UPDATE	Update of domain data

Timestamp: According to ISO standard 8601, e.g. 2025-04-01T00:00:00+02:00

Initiator: The RRI login or the PGP key ID of the RegAcc that initiated the request is stated as initiator. If the action is initiated by a third party (e.g. removal of a domain) the RegAcc ID of this third party is stated as the initiator.